



 CC3D	 NZ32	 F3		
	No pressure & magnetic module			 external sensor module (4DOF)	 external sensor module (4DOF)
	Size:45*21*12mm Weight :6.7g				
	Wire Package				
	8PIN*1 4PIN*1	9PIN*1 4PIN*1	9PIN*1 4PIN*1		
	Detail Manual Download Here				
	MICRO CC3D FC: http://pan.baidu.com/s/1bornB4	MICRO NZ32 FC: http://pan.baidu.com/s/1geibqtd	MICRO F3 FC: http://pan.baidu.com/s/1pKuCojh		

CC3D Ground Station software download <http://www.openpilot.org/>

CC3D地面站软件下载

Naze32/F3安装Cleanflight

1. Install Google Chrome browser

安装Google Chrome 浏览器

2. Download Cleanflight/Baseflight Configurator from Chrome Web store.

在Chrome网上应用店搜索Cleanflight/Baseflight Configurator, 然后添加至CHROME中。添加完毕后从CHROME的应用中启动Cleanflight。

3. Start Cleanflight, press the button then power on FC, After connect computer release the button

启动Cleanflight, 按住Naze32/F3的烧录键, 连接电脑后松开烧录键。

4. Select

选择

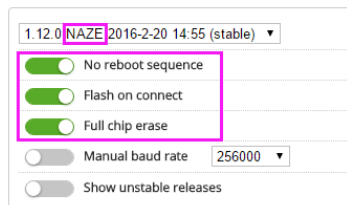
Firmware Flasher

Select

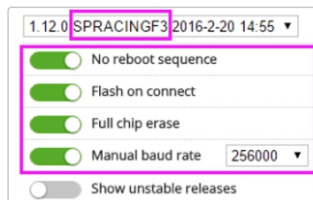
选择

Choose a Firmware / Board

(Naze32 Select
(Naze32请点选



/F3 Select
/F3请点选



), Click
) , 选择

Load Firmware [Online]

then select
读取网络数据, 选择

Flash Firmware

download Firmware to FC, You can click
烧录, 待烧录进度条至100%则烧录完成。烧录完成后可选择



Configurator after FW downloaded.
进入飞控设置。