

Populele Owner's Manual



 **Populele**
PLEASE READ THIS MANUAL CAREFULLY BEFORE
USING AND KEEP IT PROPERLY FOR FUTURE REFERENCE

01

Introduction

Thank you for purchasing Populele®-Smart Ukulele. We all know that music has the power to make life more meaningful, but learning an instrument can be tough. Tech has come a long way, but instruments just haven't kept up with the pace. Born from the conviction that learning music should be just as fun as playing it, Populele is our first attempt to unify handcrafted instruments with technology that empowers you to achieve musical excellence on your own terms. Now, you helped us to make this goal come true and as promised, we've done our best to make Populele for you. Hope you can enjoy it!

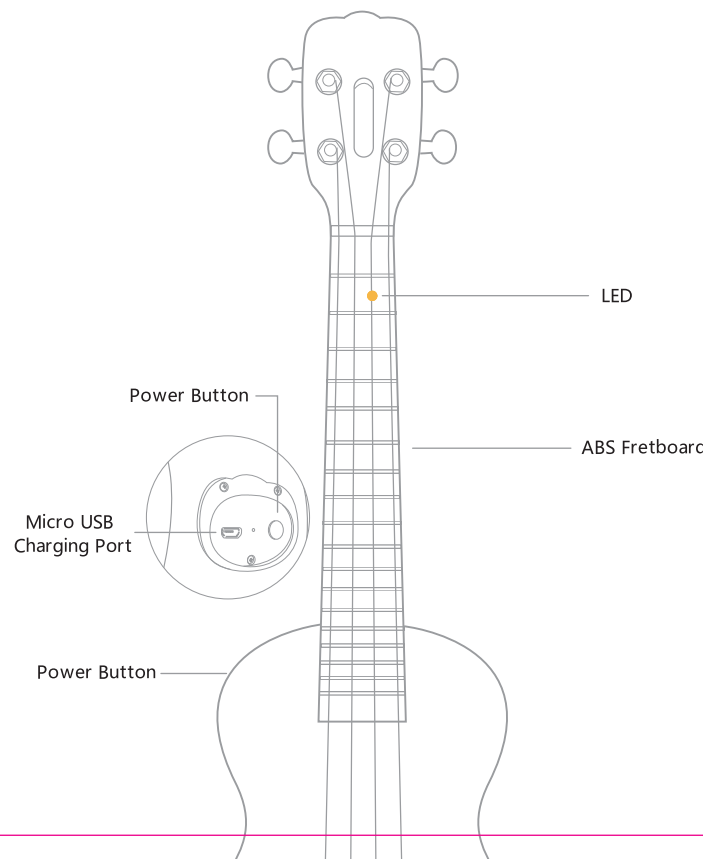
02

Safety Precautions

1. Store Populele in a well-ventilated place. Avoid locations subject to high temperature or humidity. Avoid long time direct sunlight.
2. Do not disassemble any electronic parts to prevent damage to the Populele circuit.
3. Do not move your face close to Populele when you are playing. If the strings snap, they may cause personal injury. Exercise care when adjusting or replacing strings as well in order to prevent them from broken.
4. When you are replacing or adjusting strings, do not tighten the string too excessively. Strings may snap and cause personal injury.
5. Do not tighten the strings excessively.
6. Do not freely display your Populele directly against the wall to avoid accidental damage.
7. Be careful about the fret edges when fretboard becomes dry. You may get injured by them.
8. Exercise care to ensure your hand is not injured by the strings.

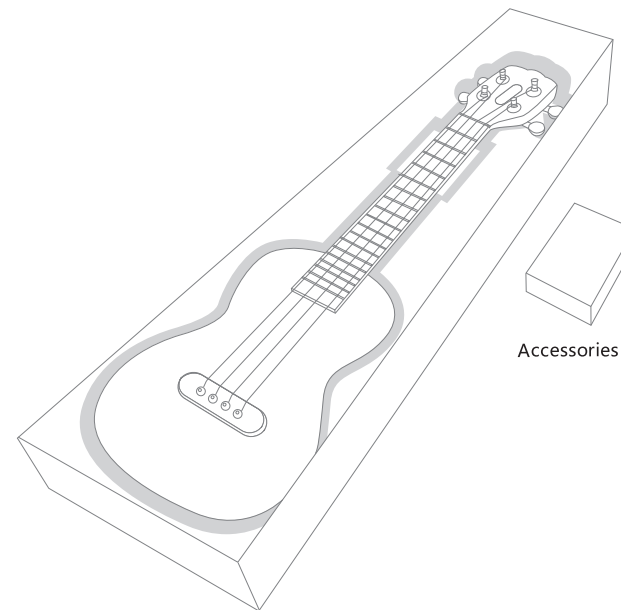
03

Populele Overview



04

Accessories



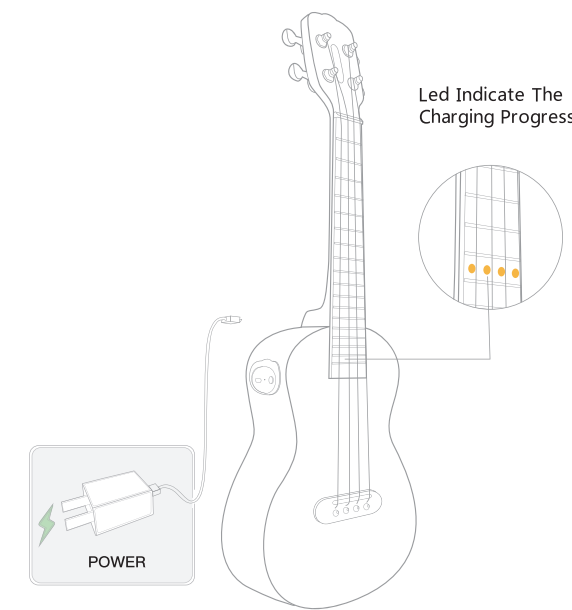
USB cable comes together with Populele.
Charging adapter is not included.
Compatible with regular smartphone charging adapter

For more information, please head to: www.popuband.com

05

How to charge your Populele

1. Connect the USB charging cable to the charging port on the left side of Populele.
2. The LEDs on the bottom fretboard will light up and indicate the progress of charging.
3. Once the battery is fully charged, LED will go off. (It usually takes about 3 hours to fully charge)



06

APP for Populele



Populele customers have free VIP
App membership

All changes are subject to the latest version



07

How to connect your smart device with your Populele through Bluetooth

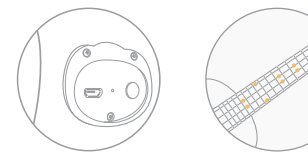
1. Please make sure you have turned on Bluetooth on your smart device.



2. Open your Populele App and sign in. Once you see the Bluetooth searching interface, App will find your Populele automatically.



3. Press and hold the power button for 4-5 seconds to turn on your Populele. The fretboard LEDs will light up accordingly and the blue light will start to flash. Your Populele now becomes available to connect to Bluetooth and this mode will continue for 1 minute.



08

Frequently Asked Questions

1. How can I enjoy Populele?

Populele's 72-LED fretboard connects with the app via Bluetooth to show exactly how to play your favorite songs, giving beginners a quick and satisfying way to start their musical journey, and helping the experienced take their repertoire to the next level.

2. Is Populele a real ukulele without the LED?

Yes! Without the app and LED, Populele is still a premium ukulele with high quality sound.

3. How long does the Populele last once it's fully charged?

Populele will last for about 10 hours after fully charged.

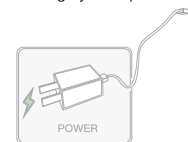
4. What kind of material is Populele made of?

Premium European maple, first class spruce, and Italian Aquila strings.

5. Why I cannot have my Populele connected.

1. Please make sure that your Populele is turned on. Press and


4. If nothing happens after you press the power button, and no LED lights are turned on, you should charge you Populele.



5. When the App successfully identify your Populele in the Bluetooth searching interface, your Populele will show up in a small ukulele icon. Click that icon to connect.



6. After successful connection, the blue light on the side will stop flashing and the LED on the fretboard will light up for a while (See the Picture below). You can start to play now.



All changes are subject to the latest version

09

Warranty

Your Populele product is warranted against defects in materials and workmanship by Shenzhen Shigan culture technology Co.,Ltd for a period of one year starting from the date of original purchase from an authorized dealer. If a defect exists, Shenzhen Shigan culture technology Co.,Ltd, at its option will either (1) repair the product at no charge using new or refurbished parts, (2) exchange the product with a functional equivalent product that is new or refurbished, or (3) refund the original purchase price.

The following items are not covered by this warranty:

1. Any instrument on which any part has been disassembled.
2. Any instrument that has been damaged due to an accident, negligence or misuse.
3. Normal "wear and tear", including but not limited to any discoloration, fading or damage to the original finish, or worn frets, strings, tuners, hardware and plating.
4. Any instrument not purchased from an authorized dealer, or upon which unauthorized repair or service work has been carried out.
5. Shipping damage of any kind.
6. Any instrument not purchased from an authorized dealer, or upon which unauthorized repair or service work has been carried out.

hold the power button for 4-5 seconds to turn on Populele. Please open the App to connect Bluetooth after the blue light on the control box lights up.

2. You can make a quick press on the button to see the battery level of your Populele, and if there's only one LED flashing, you should charge your Populele.
3. Bluetooth connection is completed through the App rather than the Bluetooth section in Settings on your phone.

6. Why the App cannot accurately recognize my playing?

1. Make sure that you have tuned you Populele before playing.
2. Voice recognition is performed by the element in your phone. Please play in a quiet environment for better game experience. Using headphone is highly recommended.

7. Why the App cannot respond to my playing?

1. For iOS users, go to Settings and find Populele. Please make sure Microphone option is allowed.
2. For Android users, go to Settings and make sure the option to allow App to record is turned on.

Please feel free to contact us by sending emails to support@poputar.com. We highly appreciate your feedbacks.

10

Return Policy

You have 30 calendar days to return an item from the date you have received it; verified by tracking information. If 30 calendar days elapse from time of purchase, no refund or exchange is available.

- To be eligible for a return, your item must be unused and in the same condition that you received it. The product must be in the original packaging, including all accessories included in the initial product shipment.
- You must obtain RMA Number and return address from us before shipping any product back to Shenzhen Shigan culture technology Co.,Ltd

Please email support@poputar.com to obtain an RMA (Returned Merchandise Authorization). For an RMA to be issued, proof of purchase is necessary. Shipping information and refund information will be notified after the refund is granted. There are certain situations where only partial refunds are granted: (if applicable) Any item not in its original condition, is damaged or missing parts for reasons not due to our error.

7. Any instrument that has been subjected to extremes of direct sunlight for prolonged periods, humidity or temperature.

Disclaimers: **Shenzhen Shigan culture technology Co.,Ltd** ASSUMES NO LIABILITY FOR ANY INCIDENTAL AND CONSEQUENTIAL DAMAGE.

Any recovery is limited to the original purchase price. No other person is authorized to modify this limited warranty. This warranty gives you specific legal rights, and you may have other rights that vary by state and jurisdiction. These rights shall not be affected by this limited warranty. This warranty cannot be transferred or assigned.

To obtain warranty service, contact Popuband Music, Inc. at support@poputar.com using the information provided at www.popuband.com. Proof of purchase is required to verify eligibility.

Shenzhen Shigan culture technology Co.,Ltd

NO.312,block B,Baoyuan huaifeng head-office economy building,
Xixiang avenue,Baoan district,
Shenzhen,China



TIME TO SHINE!

LEARN & PLAY IN 15 MINUTES

POPULELE ~ THE SMART UKULELE
PICK UP/GAME ON/ROCK OUT